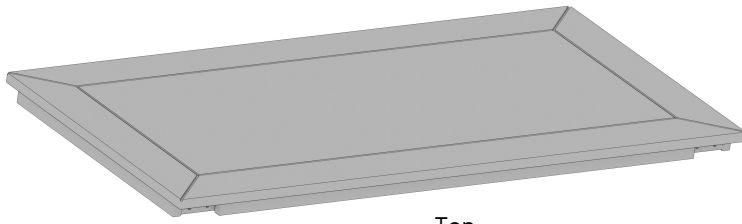


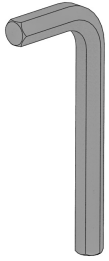
Included Parts




Top
X 1



Leg Assembly
X 2



Allen Wrench
X 1



1/4" X 3/4" Allenhead Bolt
X 8



1/4" Lock Washer
X 8



BERLIN GARDENS
take life outdoors™

Assembly Tips

***Please read before beginning assembly!

To avoid damaging furniture, perform the assembly on a clean, soft surface like a carpet, blanket, or the flattened cardboard box with all the staples removed. Start the bolts by hand until all eight of them are in place, then use the included Allen Wrench to fully install them. Be sure to tighten them very firmly. If it seems parts are not fitting properly, reread the instructions to ensure you have the correct components and are fitting them together correctly. If you need additional assistance or have questions, feel free to contact Berlin Gardens Customer Service for support at 800-593-3411. We will be happy to assist you!


***Please Recycle the Box!



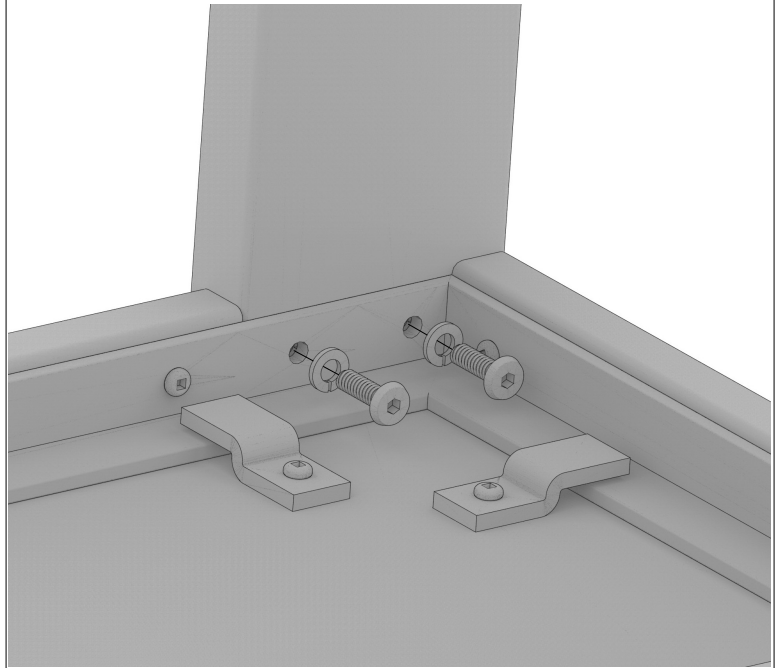
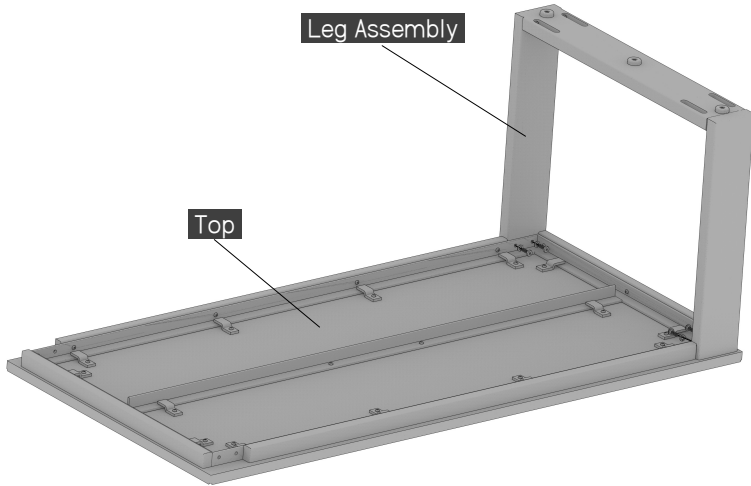
Step 1



X 4




X 4



Step 2



X 4



X 4

